FORMA

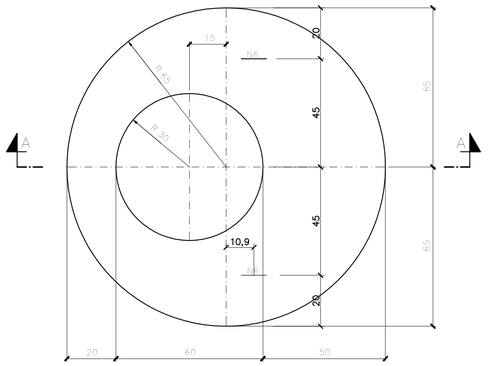

LAJE DE REDU'C~AO ø 130
ESC. 1:12,5

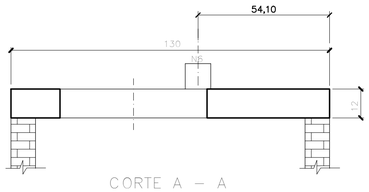

CORTE A – A
ESC. 1:12,5

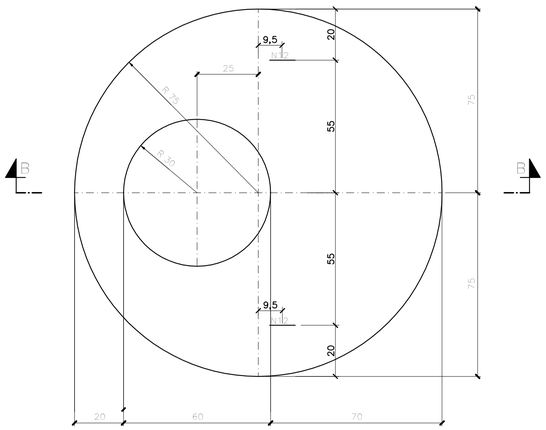

LAJE DE REDU'C~AO ø 150
ESC. 1:12,5

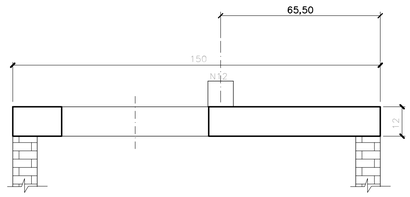

CORTE B – B
ESC. 1:12,5

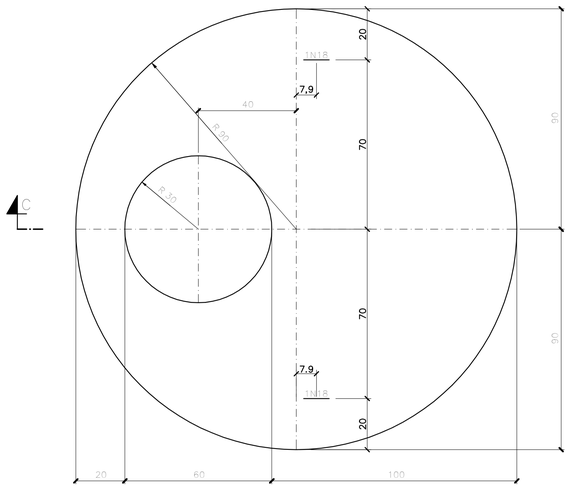

LAJE DE REDU'C~AO ø 180
ESC. 1:12,5

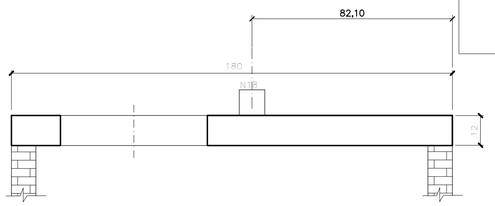

CORTE C – C
ESC. 1:12,5

ARMA'C~AO

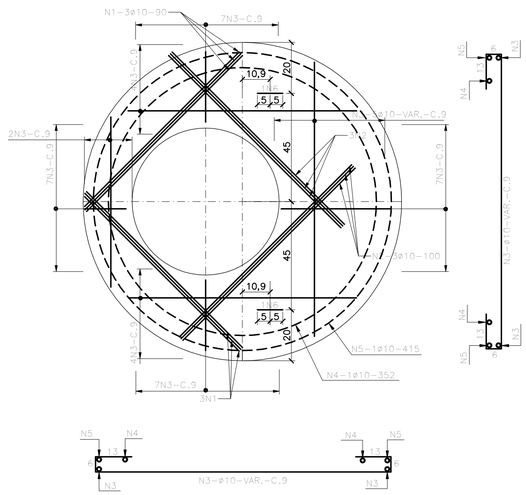

LAJE DE REDU'C~AO ø 130
ESC. 1:12,5

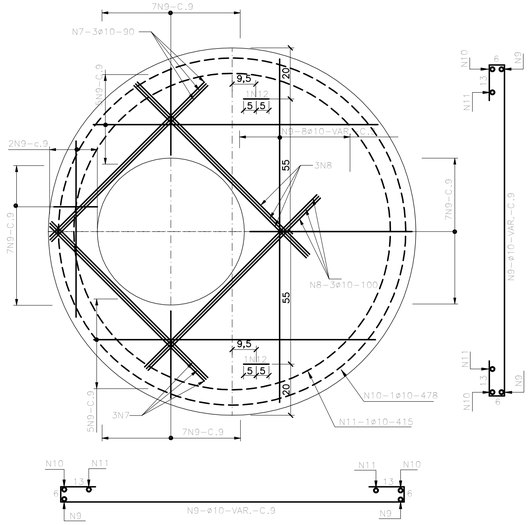

LAJE DE REDU'C~AO ø 150
ESC. 1:12,5

QUADRO DE A'COS					
LAJE	N	ø	Q	COMPRIMENTOS INT.cm.	COMPRIMENTOS TOT.m.
ø130	1	10	6	90	5
	2	10	6	100	6
	3	10	43	VAR.	58
	4	10	1	352	4
	5	10	1	415	4
	6	10	2	70	1
ø150	7	10	6	90	5
	8	10	6	100	6
	9	10	48	VAR.	75
	10	10	1	478	5
	11	10	1	415	4
	12	10	2	70	1
ø180	13	10	6	90	5
	14	10	6	100	6
	15	10	55	VAR.	88
	16	10	1	572	6
	17	10	1	509	5
	18	10	2	70	1

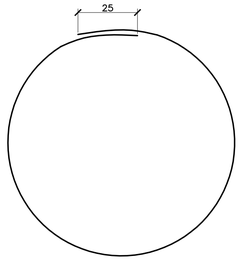

TRESPASSE N4,N5,N10,N11,N16eN17

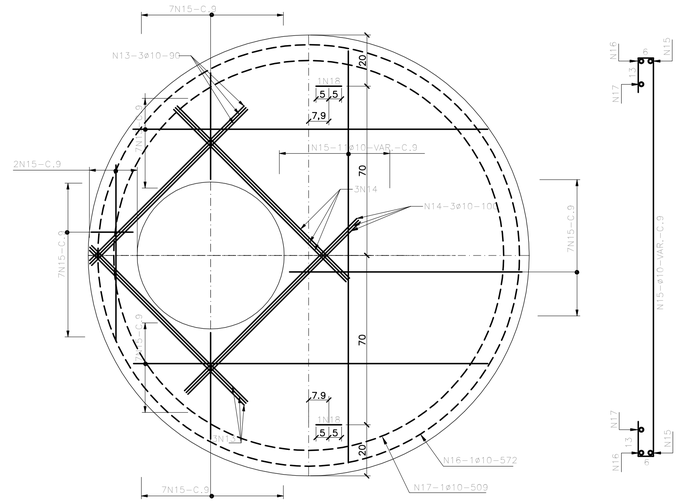

LAJE DE REDU'C~AO ø 180
ESC. 1:12,5

ø 130			
RESUMO DE A'CO CA 50A			
ø	COMP. m	PESO kg	PESO+10% kg
10	78	45	50
TOTAIS		45	50

ø 150			
RESUMO DE A'CO CA 50A			
ø	COMP. m	PESO kg	PESO+10% kg
10	101	57	63
TOTAIS		57	63

ø 180			
RESUMO DE A'CO CA 50A			
ø	COMP. m	PESO kg	PESO+10% kg
10	111	63	69
TOTAIS		63	69

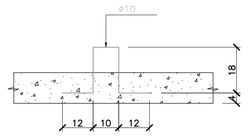

DETALHE P/ N6=N12=N18
ESC. 1:12,5

c				
b				
a	AGOSTO/01	MIKIKA		
	REVISÃO GERAL/INCLUSÃO ø180			
	DATA	EXECUT.	VISTO	APROV.

ALTERA'C~OES

NOTAS

1 – DIMENS~OES EM CENT'IMETRO, EXCETO ONDE INDICADO.
2 – CONCRETO ESTRUTURAL fck ≥ 20,0 MPa E A'CO CA 50A
3 – COBRIMENTO DA ARMADURA = 4cm.
4 – A LAJE DE REDU'C~AO ø 130 cm DEVE SER USADA EM C^AMARA DE INSPE'C~AO ø 100 cm.
5 – A LAJE DE REDU'C~AO ø 150 cm DEVE SER USADA EM C^AMARA DE INSPE'C~AO ø 120 cm.
6 – A LAJE DE REDU'C~AO ø 180 cm DEVE SER USADA EM C^AMARA DE INSPE'C~AO ø 150 cm.
7 – PESOS APROXIMADOS DAS LAJES DE REDU'C~AO: ø 130 cm = 314Kg, ø150cm=443Kg E ø180cm=678Kg.

PROJETO PADR~AO

COPASA

COMPANHIA DE SANEAMENTO DE MINAS GERAIS
P.105/1

RT	ASS. CREA: 44.341/D	VISTO SPEP	
	NOME: CLÉBIO ANTÔNIO BATISTA	M'ARIO ROZENBRUCH	
PROJ. ESTRUTURA	VISTO NORM. TÉCNICA	APROV. DRTM	
	CLÉBIO A. BATISTA	DAVID R. E. MICHELINI	RUBENS COELHO DE MELLO
DES.	VISTO DVEA	DATA	
PROJECT	LUIZ F. SILVESTRE	JANEIRO/2002	

LAJES DE REDU'C~AO
ø (130 , 150 E 180)
FORMA E ARMA'C~AO

ESCALA: INDICADA
FORM.: A1
N'UMERO
FOLHA 01 DE 01
ARQ.

ORIGINAL ASSINADO NO ARQUIVO TÉCNICO